

Antique Mantles


There are hundreds of Antique Mantles located in over 360 Architectural Salvage Yards and over 300 Antique Building Material Yards all over the country. We will make certain that you will have access to all of them, to the entire national inventory.

Tell us what you're looking for and we will source the Period and Sizes available for you.

We are looking forward to working in partnership with you.

Leading the Design Process with the Antique Mantle Choices *First*

If you want to have access to the largest possible available pool of available mantle art, let's begin our search at the very earliest stage of your conceptual process as you begin thinking of the design of your space. To do this, it will be wonderful to start our search for the abundance of the national inventory with three very important steps:



1. Explore Code in the area in which you are building. What you are looking for is the size and style of the chimney, the flue requirements and the technical distances of the mantle surround of the fireplace opening. The Code regulations are important because they assure your safety and yet, care must be taken as their size constraints may come down to important inches that affect the mantles you can choose from. Particularly important, besides the overall size and scale of the mantle, is the measurement of the actual plaster or brick fireboxes allowed by code and how many inches are required for the wooden mantle legs and shelf to clear that masonry structure (firebox) for safety.
2. Explore some of the period and style aesthetics below.
3. Familiarize yourself with the importance of the "Find and Design" design process.

It is articulated in

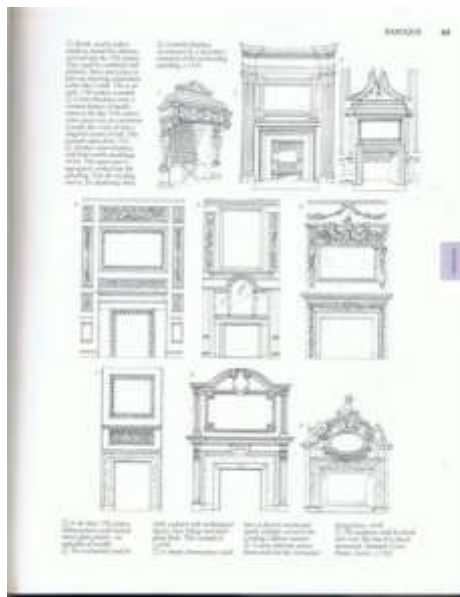
- "Designing With Architectural Salvage" icon on the Catalog Page of this Web Site

- "Network Designers" window on the "Who We Are" page of this Web Site


4 Check the styles below for a general or particular style and do tell us your thoughts. We'll be interested in photos of both the building and room it's going to inhabit

The Mantle style you select may wind up having important reverberations for the evolving design. Please phone us as early in your process as you can manage and you will put us in the best possible position to serve you with the best possible abundance of choices for your project.


With design, it's definitely the thought that counts. So...it's going to be beautiful.



Baroque 1625-1714



Early Georgian 1714-1765



Colonial 1607-1780

**Pair of 1780 Mantles: Exquisite Precision Detail
From the homestead of Abraham Lincoln's Grandfather in Birdsboro, PA**



**60.5" H x 66.5"W x 6" D
Hearth Opening 45" x 40"**



**58.5 H x 68" W x 6" D
Hearth Opening 46" x 39.5"**

More Mantle photos are coming; meanwhile, let us source for you

A Walk in Fireplace Hearth Mantle with an authentic hand hewn Walk In Lintel



**We have access to authentic hewn mantle lintels.
We also have access to hand hewn beams that can be fashioned into lintels.**

An Authentic Walk In Lintel

77 1/2" long 11 x 11 Square One side as you look at it is 13"; The other side 17"





Walk-in Fireplace Lintels



**Total 77 1/2" long
13"- 47 1/2"- 17"**



3 Walk In Fireplace Lintels

9' x 18.5" x 14.5"

8' x 10" x 11" burnt on face


64.5" x 10" x 9.5"

**we have Authentic Period Mantles
We have hundreds and hundreds all over the continent...**


Below are more illustrations of Period Mantles and their dates. Notice how the Periods (as stated) overlap.

Regionalisms make a big impact on style as well as Period

These illustrations come from *Elements of Style* by Stephen Calloway. The book shows Doors, Windows, Ceilings, Walls, Floors, Fireplaces, Staircases, Built In Furniture, Lighting, Metal Work and Woodwork, all within their periods. It's a must have book if you're trying to get your periods somewhat straight. Check for the "Book" icon at the bottom of the Catalog page and order it directly




Late Georgian 1765-1811



Regency and Early 19th Century 1811-1837



Federal and Empire 1780-1850



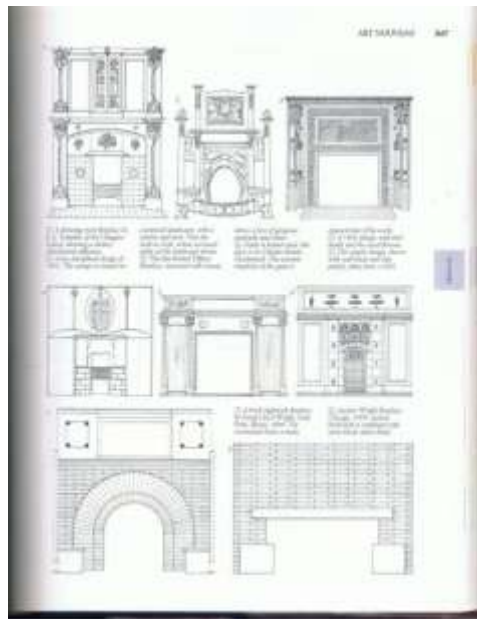
British Victorian 1837-1901



American Victorian 1840-1910



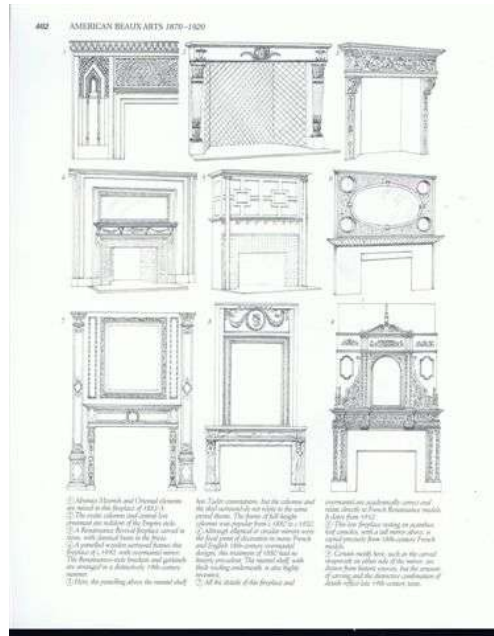
Arts & Crafts 1860-1925



Art Nouveau 1888-1905




Edwardian 1901-1914



American Beaux Arts 1870-1920



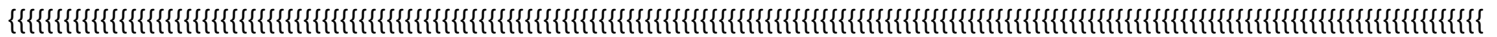
Twenties & Thirties 1920s & 1930s



The Modern Movement 1920-1950



**Hundreds of authentic antique mantles are available all over the country.
Call us when you suspect you can't live without one.**



Architectural Global Network

The National "Go To Source"

Jona Harvey

www.GoToAGN.com

610-565-4594 – Office, Yes, we're national!

610-247-1253 - Cell

888-807-1842 - Toll Free

FindIt@GoToAGN.com

AGN is going Global

